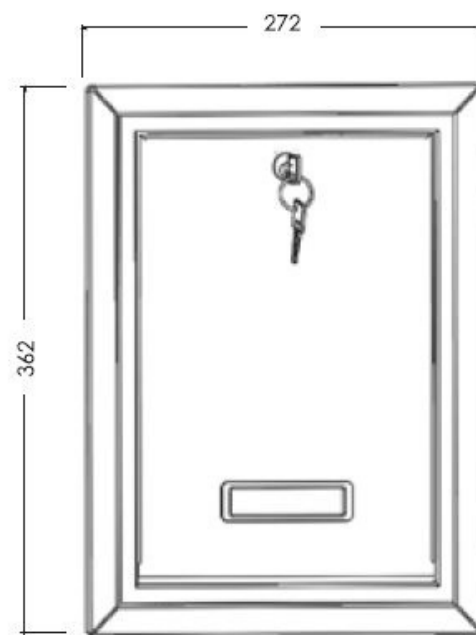




## SCHEDA PRODOTTO PORTA S695

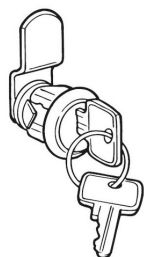
Porta di dimensioni 272 x 362 mm è dotata di cornice coprifuga, di spioncino intercambiabile in materiale plastico e di serratura a cilindro con due chiavi numerate. Corredata da staffe e viti con tasselli a pressione per il fissaggio a muro (misure foro 240 x 330 mm).



### CODICI DISPONIBILI

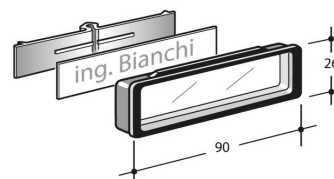
-  Cod. 10-695.72 in alluminio silver
-  Cod. 10-695.84 in alluminio verniciato grigio ferro

### RICAMBI



Cod. 90-020

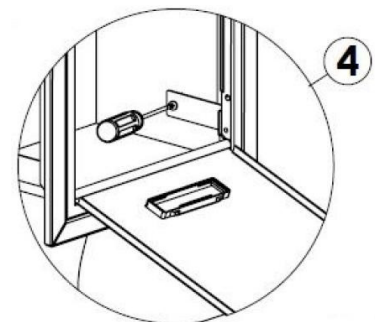
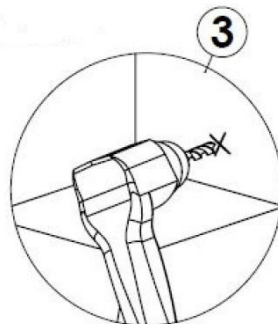
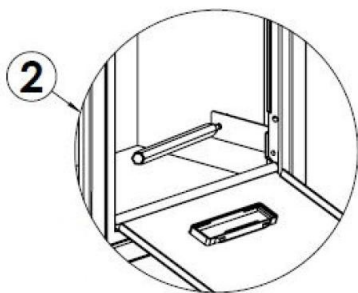
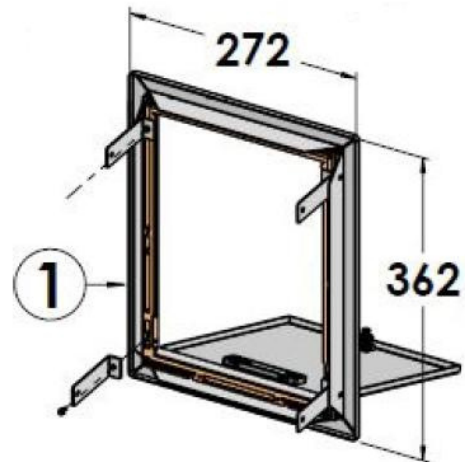
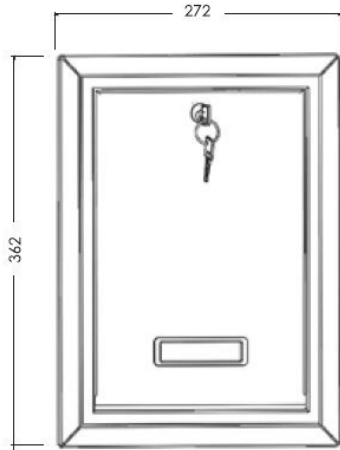
Serratura a cilindro di sicurezza con due chiavi numerate (foro sulla lamiera diam. 15)



Cod. 90-026

Portanome composto da cornice in ABS nero, vetrino trasparente, sostegno etichetta (80x16mm), targhetta PVC bicolore B/N (84x17 mm) e targhetta portanome

# SCHEDA INSTALLAZIONE PORTA S695



## INSTALLAZIONE A MURO

## CORREDO

